

# Annual General Report

## 11.1 Preventive Education and Training Division

### Background

Prevent children and youth from using drugs through scientific prevention and education, delay the first experience as much as possible, and work to prevent a person from progressing to a drug use disorder; is the central goal of all programs in the Preventive Education and Training Division.

The Prevention, Education and Training Division (*PET*) strive to bring out the full potential of children and youth and fulfill their work in a social environment that is healthy and safe and wellbeing for them.

In accordance with Section 7 (e) of the National Dangerous Drugs Control Board Act No. 11 of 1984, the Department of Preventive Education and Training in the country conducts major six-odd programs following the preventive standards of the World Health Organization and the United Nations Office on Drugs and Crime.

1. School Based Substance Abuse Prevention, Education and Training.
2. Family Based Substance Abuse Arevention, Aducation and Training.
3. Youth Based Substance Abuse Prevention Education and Training.
4. Work Place Based Substance Abuse Prevention, Education and Training.
5. Media Based Substance Abuse Prevention, Education and Training.
6. Community Based Preventive, Education and Training Together with Policy Development.

The six approaches mentioned above have been subordinated to the five-year integrated cooperate plan along with the annual action plan to make it domestic.

The Prevention, Education and Training Department works to integrate this joint work with the sustainable development goals presented by the United Nations until 2030 and present them in accordance with global standards.

Accordingly, Sustainable Development Goals 3.5 (prevention and treatment of drug and harmful alcohol use), Sustainable Development Goals 5.1 (Elimination of all forms of

discrimination against all women and girls) and Goal No. 16.b (Equal application of law to all without discrimination) is compliant.

### **Prevention Environment.**

The year 2023 is relatively peaceful compared to the previous years and the conditions in the country are in a good condition. Due to this, it became easier to achieve the desired goals and the personnel involved also showed an increase. And for this reason, it can be seen by observing the report that many of the partial streams have achieved more than 100% progress.

#### **11.1.1 School based Substance Abuse Prevention Education and Training.**

In this year too, crises related to the use of methamphetamine, cannabis and smokeless tobacco by school children came to the fore, but they were successfully prevented and through qualitative and quantitative education, it was possible to work for a change in attitudes related to drug use among children.

Breaking the image in children about drugs, transforming it into a zero or negative image, understanding the behavior and nature of the drug industry and responding to it, raising physical, mental, social and community awareness of drug use, educational goals, etc. were the objectives. For this reason, how a school child thinks and acts became the priorities of preventive educational programs.

##### **11.1.1.1 School Based Substance Abuse Prevention Education and Training Programs.**

Currently, there are 10,156 government schools in Sri Lanka, of which 396 schools are operating at the national level and 9750 are operating under the classification of provincial schools. The number of children receiving education in this school system is 4.26 million and the number of teachers is 2,35,942. 1,27,968 students are studying in 736 *Piriven* schools and 104 private schools in the country.

Additionally, there are 1011 1AB schools, 1941 1C schools, 3968 second model schools and 3968 third model schools. There are 146 boys' colleges, 240 girls' colleges and 9760 mixed schools in the country.

The development age of students is crucial in conducting a preventive educational program as a school program. According to the grade of government schools, there are 3898 schools between 1-5 years, 75 schools between 1-8 years, 3206 schools between 1-11 years, 1975 schools between 1-13 years, 6-11 years there are 20 schools and 877 schools with 6-13 years.

In this case, every school student is equally important in leading preventive education from a scientific basis, and the rigor of the programs is very important from the sixth grade onwards. School-based drug prevention and education programs aim to:

1. Creating the perceptual change necessary to see the emptiness of drugs by changing the positive image that school children have about drugs into a negative or null image.
2. In spite of this perceptual difference, school children should refrain from resorting to drug use and act as co-educators and preventive practitioners.
3. Making the school environment and classroom an environment conducive to learning and developing skills and attitudes.

Thus, 600 preventive education programs were planned in the year 2023 and the figure at the end of the year was 998, which is a growth of 166.33% of the expected target. Here, the number of students who received preventive education was 1, 72,672. The table below analyzes the nature of school drug prevention over the last 5 years.

School Based Substance Abuse Prevention Education and Training Programs 2019-2023					
	2019	2020	2021	2022	2023
<i>Estimated No of Programmes</i>	500	500	500	500	600
<i>Completed No of Programmes</i>	390	79	239	763	998
<i>As % of Total Number</i>	78%	15.8%	47.8%	152.6%	166.33%
<i>Estimated No of educated students</i>	130,000	130,000	130,000	200,000	140,000
<i>Educated No of students</i>	79,863	15,665	39,837	129,848	172,672
<i>As % of total Estimation</i>	61,43%	12.05%	30.64%	64.92%	123.34%

( Table No 11.1.1.1)



### 11.1.1.2 International School-Based Drug Prevention, Education and Training.

1,27,968 students are studying in the 104 schools run by the private sector in Sri Lanka and the environment they encounter is very different from the normal government school system. Because of that, efforts were made to present the message about drug prevention and education to private and international school students in a slightly different way, and the quality

promotion was based on the attitude and image of children related to drugs. Quality improvement was associated with short-term, mid-term and long-term physical, mental, and social impairments of children related to drugs.

20 international schools could be served throughout the year 2023, which is more than double the expected number of 10. A total of 4856 people have acquired skills related to drug prevention from those programs.

International School-Based Drug Prevention, Education and Training 2019-2023					
	2019	2020	2021	2022	2023
<i>Estimated No of Programmes</i>	10	10	10	10	10
<i>Completed No of Programmes</i>	9	0	3	12	20
<i>As % of Total Number</i>	90%	0%	30%	120%	200%
<i>Estimated No of Participant</i>	2,000	2,000	2,000	2,000	2,000
<i>Educated number of students</i>	1443	0	183	2,166	4,856
<i>As % of total Estimation</i>	72.15%	0%	9.15%	108.3%	248.80%

( Table No 11.1.1.2)

### 11.1.1.3 Parental Skill Promotion Programs on Drug Prevention

In the context of children's drug use, the family is the source of the child socialization process and secondarily it translates to the school. Parents and guardians are pioneers in the socialization process of children. Children spend most of their time in the school grounds as well as outside of school with their parents and family. Family environments that promote drug use and its positive aspects, troubled family backgrounds, child neglect and abuse are identified as risky family environments. Parenting skills promotion programs aim to change these conditions and transform parents into full models of drug-free skills. In the year 2023, instead of the planned 200 programs, 209 programs have been carried out. It is a growth of 104.5%. Parental migration resulting in attitude change is estimated at 31 458.

Parental Skill Promotion Programs on Drug Prevention 2019-2023					
	2019	2020	2021	2022	2023
<i>Estimated No of Programmes</i>	200	200	200	200	200
<i>Completed No of Programmes</i>	121	0	117	104	209
<i>As % of Total Number</i>	60.5%	0%	58.5%	52%	104.50%
<i>Estimated No of Participant</i>	22,000	22,000	22,000	22,000	22,000
<i>Estimated No of Participant</i>	14,652	0	3,187	14,448	31,458
<i>As % of Estimated</i>	66.66%	0%	14.5%	65.67%	142.99%

( Table No 11.1.1.3)

#### 11.1.1.4 Programs to Train Teachers as Trainers

Throughout the year 2023, teachers who are interested in counselling, physical health and drug prevention have been trained as trainers with the aim of changing the attitudes of children about drug prevention. It is remarkable that this has been implemented as a series of programs in the school curriculum at the classroom level, achieving a progress of 170% compared to last year. This was due to the changes in the attitude and policy of the Ministry of Education in line with the high demand for drug prevention in the country.

Programs to Train Teachers as Trainers 2019-2023					
	2019	2020	2021	2022	2023
<i>Estimated No of Programmes</i>	30	30	30	30	20
<i>Completed No of Programmes</i>	07	06	06	18	51
<i>As % of Total Number</i>	23.33%	20%	20%	60%	255%
<i>Estimated No of Participant</i>	1,000	1,000	1,000	1,000	1,050
<i>Estimated No of Participant</i>	772	268	390	969	2613
<i>As % of Estimated</i>	77.2%	26.8%	39%	24.2%	248.86%

( Table No 11.1.1.4)

#### 11.1.1.5 Programs to Promote Drug Prevention and Education of School Teachers.

School is considered as the second important institution in the process of socialization of children in the macro environment. But in the matter of drugs, tobacco and alcohol, it has been confirmed through the research that the attitude of some teachers is very poor. Programs to transform the knowledge, attitudes and skills of teachers as primary socialization workers of children by changing the image of teachers about drugs are launched in this sub-programme unit.

This series of programs is concurrent with the series of "Shiksha" school-based drug prevention programs created from 2021 and the relevant facts are analyzed in the table below.

Programs to Promote Drug Prevention and Education of School Teachers 2019-2023					
	2019	2020	2021	2022	2023
<i>Estimated No of Programmes</i>	-	-	30	30	30
<i>Completed No of Programmes</i>	-	-	19	18	34
<i>As % of Total Number</i>	-	-	63.33%	60%	113.33%
<i>Estimated No of Participant</i>	-	-	1,000	1,000	1,200
<i>Educated No of Participant</i>	-	-	793	1,136	1,974
<i>As % of Estimated</i>	-	-	79.3%	113.6%	164.50%

( Table No 11.1.1.5)

### 11.1.1.6 Preventive and Educational Programs Targeted at *Dhamma* Schools

*Dhamma* schools are a school structure that operates in the country on a religious and spiritual basis, usually based on the sun days of the week. *Dhamma* schools can be called another organizational structure where these children gather in the macro environment. The *Dhamma* School makes a strong contribution to the upbringing of children's attitudes, traditions, and ideologies in a certain way between parents and children. This education network has been utilized by the Prevention, Education and Training Division throughout the year 2023 as a powerful stream to further popularize education about drug prevention.

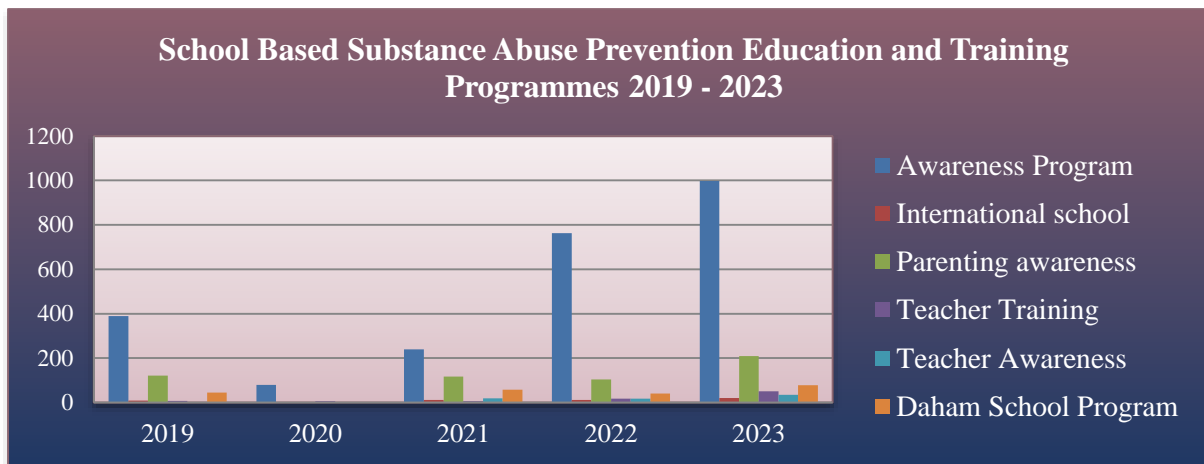
Preventive and Educational Programs Targeted at <i>Dhamma</i> Schools 2019-2023					
Year	2019	2020	2021	2022	2023
Estimated No of Programmes	30	-	100	100	100
Completed No of Programmes	45	-	58	40	78
As % of Total Number	150%	-	58%	40%	78%
Estimated No of Participant	6,000	-	10,000	10,000	5,000
Educated No of Participant	7,050	-	1,955	4,234	8,418
As % of Estimated	128.18%	-	19.55%	21.17%	168.36%

(Table No 11.1.1.6)

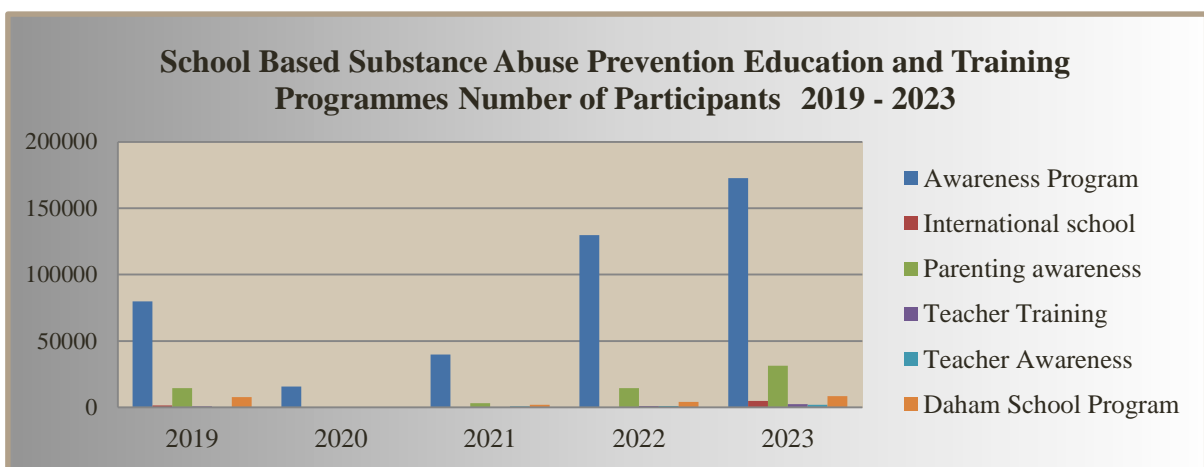
### 11.1.1.7 Five year (2019 – 2023) School Based Substance Abuse Prevention Education and Training

	Name of the program	2019		2020		2021		2022		2023	
		Number of Programmes	Number of Participants	Number of Programmes	Number of Participants	Number of Programmes	Number of Participants	Number of Programmes	Number of Participants	Number of Programmes	Number of Participants
1	Awareness Program	390	79,863	79	15,665	239	39,837	763	129,848	998	172,672
2	International school	09	1,443	-	-	03	183	12	2,166	20	4,856
3	Parenting awareness	121	14,652	02	94	117	3,187	104	14,448	209	31,458
4	Teacher Training	07	772	06	268	06	390	18	969	51	2,613
5	Teacher Awareness	-	-	-	-	19	793	18	1,136	34	1,974
6	Daham School Program	45	7,691	-	-	58	1,955	40	4,234	78	8,418

(Table 11.1.1.7)



(Graphic No 11.1.1.1)



(Graphic No 11.1.1.2)

## 11.1.2 Youth Based Substance Abuse Prevention Education and Training.

Adolescence is the period of development that follows childhood. During this developmental period, the brain function of children is very good and it is the responsibility of the Prevention, Education and Training Department to find a way to a comprehensive preventive scientific reference for them to gather information and enter into realistic thinking. A trio of prevention, education and training programs based on that is discussed in this section.

### 11.1.2.1 Preventive, Educational Programs to Youth Communities

In this case, education is demanded as a preventive measure for youth in general. The aims of these programs are to change the willingness of young people to experiment with drugs as risky behaviors and the positive image that is built for it into a negative or zero image, to delay their first experiment as much as possible, and to prevent it from developing into a disorder if any young person has already tried drugs.

Preventive, Educational Programs to Youth Communities 2019-2023					
	2019	2020	2021	2022	2023
<i>Estimated No of Programmes</i>	150	150	150	150	150
<i>Completed No of Programmes</i>	135	71	170	173	221
<i>As % of Total Number</i>	90%	47.33%	113.3%	115.33%	147.33%
<i>Estimated No of Participant</i>	22,000	22,000	22,000	12,000	12,000
<i>Educated No of Participant</i>	14,652	8,396	7,991	10,301	21,414
<i>As % of Estimated</i>	66.66%	38.16%	36.3%	85.84%	178.45%

(Table No 11.1.2.1)

### 11.1.2.2 University-Based Preventive Education Programs

For post-teens and young adults, the university system is often the last stop on the formal education continuum. However, nowadays the attitude of university students towards drugs has become very positive, and the high use of cannabis, stimulants, substances and illegal drugs among university students can be seen. A direct attack on this situation is expected through university-based preventive education. The table below analyzes its behavior in the last five years.

University-Based Preventive Education Programs 2019-2023					
	2019	2020	2021	2022	2023
<i>Estimated No of Programmes</i>	10	20	20	20	10
<i>Completed No of Programmes</i>	20	1	14	7	33
<i>As % of Total Number</i>	200%	5%	70%	35%	330%
<i>Estimated No of Participant</i>	3,000	4,000	4,000	12,000	3,000
<i>Educated No of Participant</i>	3,209	57	952	1,552	5,857
<i>As % of Estimated</i>	106.96%	1.43%	23.8%	12.93%	195.23%

(Table No 11.1.2.2)

### 11.1.2.3 Youth-Based Educational and Training Programs

The aim of these programs is to develop exceptional teams of young communities as trainers. In this way, transmission of prevention to peripheral youth can be easily done. Here the youth will act as peer-mentors.

Youth-Based Educational and Training Programs 2019-2023					
	2019	2020	2021	2022	2023
<i>Estimated No of Programmes</i>	30	30	30	30	20
<i>Completed No of Programmes</i>	20	11	7	18	21
<i>As % of Total Number</i>	66.66%	36.6%	23.3%	60%	105%
<i>Estimated No of Participant</i>	1,000	1,000	1,000	4,000	2,000
<i>Educated No of Participant</i>	995	475	298	1,283	1,520
<i>As % of Estimated</i>	99.5%	47.5%	29.8%	32.08%	76%

(Table No 11.1.2.3)



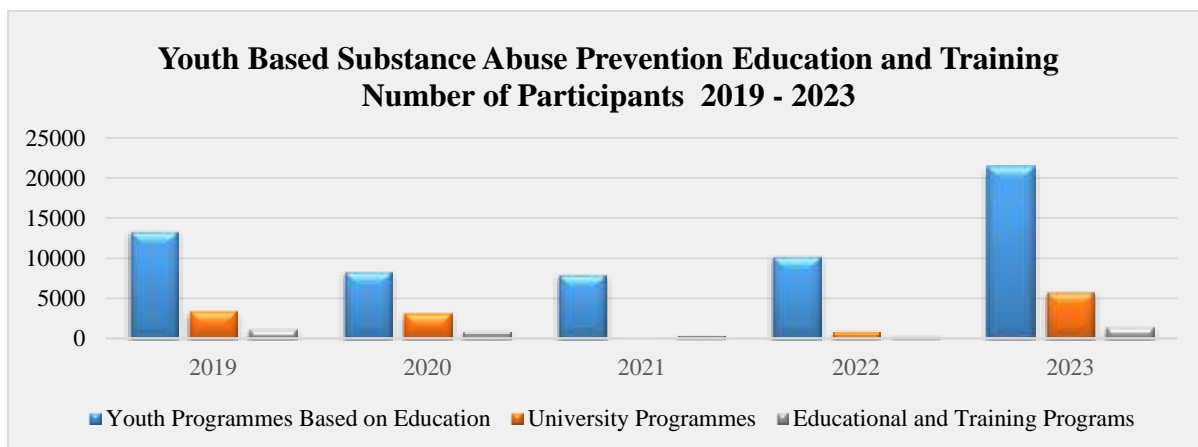
### 11.1.2.4 Five year (2019 – 2023) Youth Based Substance Abuse Prevention Education and Training

	Name of the programm	2019		2020		2021		2022		2023	
		Number of Programmes	Number of Participants	Number of Programmes	Number of Participants	Number of Programmes	Number of Participants	Number of Programmes	Number of Participants	Number of Programmes	Number of Participants
1	Youth Programmes	135	13,373	71	8,396	170	7,991	173	10,301	221	21,414
2	University Programmes	20	3,209	-	-	14	952	07	1,552	33	5,857
3	Training Programmes	20	995	11	475	07	298	18	1,283	21	1,520

(Table No 11.1.2.4)



(Graphic No 11.1.2.1)



(Graphic No 11.1.2.2)

### 11.1.3 Family-Based Drug prevention, Education and Training.

The family is the closest social institution to the individual in dealing with the macro environment. This institution is very important for the social welfare process of drug use and abstinence. If a person's family environment is made up of environmental risk factors, it is aimed at reducing those risk factors and increasing protective factors in family-based drug prevention as well as in education and training.

Preventive Education and Training Unit conducts three family-based programs. That is, providing family-based prevention programs, family-based training programs, and brief interventions to families with drug abuse.

#### 11.1.3.1 Family-Based Prevention Programs

Family-based prevention programs are a series of programs with formal scientific practice designed to reduce environmental risk factors in families and develop protective factors in accordance with universal prevention as well as selected prevention approaches. Under this, 150 programs were planned in the year 2023, of which 79 programs i.e. 52.67% were successfully completed. Out of this, the number of people who acquired skills is estimated to be 4069.

Family-Based Prevention Programs 2019-2023					
	2019	2020	2021	2022	2023
<i>Estimated No of Programmes</i>	200	200	200	200	150
<i>Completed No of Programmes</i>	121	27	42	100	79
<i>As % of Total Number</i>	60.5%	13.5%	21%	50%	52.67%
<i>Estimated No of Participant</i>	22,000	22,000	22,000	22,000	10,000
<i>Educated No of Participant</i>	14,652	2,591	1,725	6,458	4,069
<i>As % of Estimated</i>	66.66%	11.77%	7.8%	29.35%	40.69%

(Table No 11.1.3.1)

#### 11.1.3.2 Referral to Family-Based Brief Interventions and Support Services.

When considering family-based approaches, some families already consist of family members with drug use disorders, and providing related services to those families by providing brief intervention or necessary interventions is another task of Preventive Education and Training Division. Under this, counseling services are provided to certain family members and arrangements are made to free them from their habits through short interventions. Another service of Preventive Education and Training Division is to find referrals or treatment services

for certain families. In this way, 200 programs were planned in the year 2023 and the service needs were more extensive and 310 programs were able to provide high value services. It is also special that the value of planned beneficiaries increased by 141.9%.

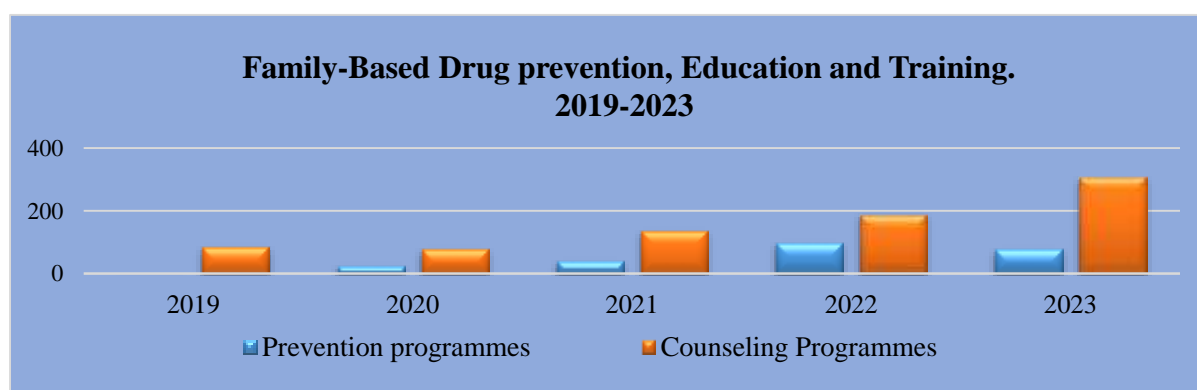
Referral to Family-Based Brief Interventions and Support Services 2019-2023					
	2019	2020	2021	2022	2023
<i>Estimated No of Programmes</i>	100	100	100	100	200
<i>Completed No of Programmes</i>	86	79	138	190	310
<i>As % of Total Number</i>	86%	79%	138%	190%	155%
<i>Estimated No of Participant</i>	500	1,000	1,000	1,000	1,000
<i>Educated No of Participant</i>	1,001	359	187	553	1,419
<i>As % of Estimated</i>	200.2%	35.9%	18.7%	55.3%	141.90%

(Table No 11.1.3.2)

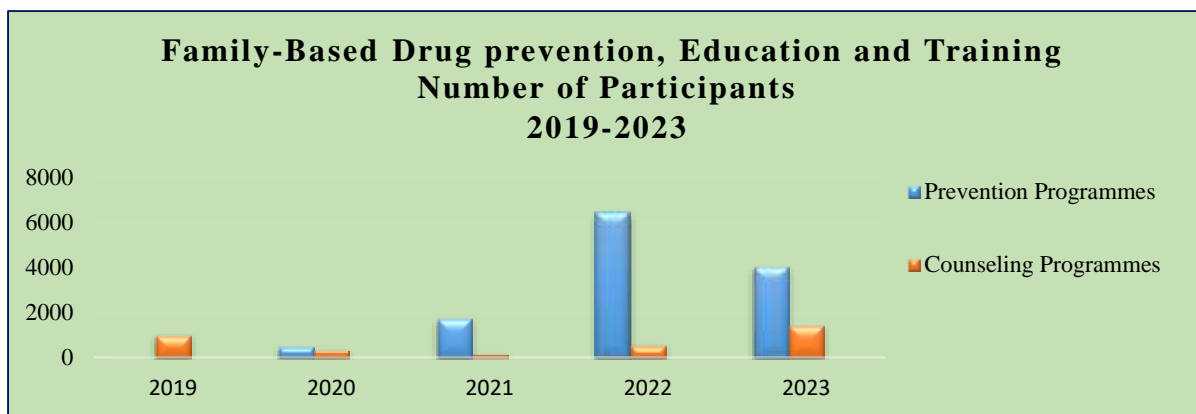
### 11.1.3.2 Five year (2019 – 2023) Family-Based Drug prevention, Education and Training.

	Name of the program	2019		2020		2021		2022		2023	
		Number of Programmes	Number of Participants	Number of Programmes	Number of Participants	Number of Programmes	Number of Participants	Number of Programmes	Number of Participants	Number of Programmes	Number of Participants
1	<i>Prevention programmes</i>	-	-	27	475	42	1,725	100	6,458	79	4069
2	<i>Counseling Programmes</i>	86	1,001	79	359	138	187	190	553	310	1419

(Table No 11.1.3.3)



(Graphic No 11.1.3.1)



(Graphic No 11.1.3.2)

#### **11.1.4 Work Place Based Substance Abuse Prevention, Education and Training.**

Workplace-based preventive education and training programs are categorized under six categories.

- Awareness Programs for Government Officials.
- Programs to Train Government Officials as Trainers.
- Preventive Education and Training Programs in the Health Sector.
- Preventive Educational Programs for Law Enforcement Officers
- Larger Workplace-Based Preventive Education and Training Programs
- Prevention Education Programs Targeting the Earthquake Sector

##### **11.1.4.1 Preventive Education Programs for Public Officials.**

Currently, 1.5 million government employees are employed. The public ministries, departments, boards and corporations where these officials work, as well as the central and provincial public service employees and their family members, are based on these preventive educational programs to build a healthy life free from drug use. This series of programs aims to change the attitude and knowledge of public servants about drugs and change the existing images about it and create a health and welfare public service environment for them as protectionist people. In the year 2023, 150 programs were planned and 111 of them were reached and the number of skilled workers was 11,421, which is a growth of 142.76% of the expected target.

Preventive Education Programs for Public Officials 2019-2023					
	2019	2020	2021	2022	2023
<i>Estimated No of Programmes</i>	150	150	150	150	150
<i>Completed No of Programmes</i>	147	74	149	45	111
<i>As % of Total Number</i>	98%	49.33%	99.33%	30%	74%
<i>Estimated No of Participant</i>	12,000	12,000	12,000	8,000	8,000
<i>Educated No of Participant</i>	11,260	4,260	8,736	3,979	11,421
<i>As % of Estimated</i>	93.83%	35.5%	72.8%	49.74%	142.76%

(Table No 11.1.4.1)

#### 11.1.4.2 Programs to Develop Civil Servants as Trainers.

The aim of this series of programs is to select officers who are interested in this subject from among public employees and train them as trainers to bring about changes in the attitude of other employees, as the capacity of the preventive and education department is not sufficient to carry the message of prevention to the public service with a large group of employees. Here, the necessary skills are given to transform the positive image of the employees into a negative image about drugs.

It was planned to conduct 50 such trainings in the year 2023 and 48 of them were completed. That's 96% progress. The number of officers who acquired the training skills was 2932 which is an achievement of 97.73% of the expected target

Programs to Develop Civil Servants as Trainers 2019-2023					
	2019	2020	2021	2022	2023
<i>Estimated No of Programmes</i>	-	-	50	50	50
<i>Completed No of Programmes</i>	-	-	51	44	48
<i>As % of Total Number</i>	-	-	102%	88%	96%
<i>Estimated No of Participant</i>	-	-	3,000	3,000	3,000
<i>Educated No of Participant</i>	-	-	2,474	1,598	2,932
<i>As % of Estimated</i>	-	-	82.5%	53.27%	97.73%

(Table No 11.1.4.2)

#### 11.1.4.3 Preventive Education and Training of Health Sector Officials.

Drug use disorders are a key aspect of the epidemiologic discipline, and the health sector is the primary organizational structure for disseminating the preventive, educational message. Apart from doctors, nurses, nursing staff and community health services in local indigenous medical institutions, PET mainly provides training on drug prevention and education.

Thus, drug prevention and education in the health sector will lead to capacity development as well as the welfare of patients and the promotion of health services. For this, PET planned 20 programs in the year 2023 and managed to complete 40. It is estimated that the number of people who acquired the preventive competence is 3165. It is a growth of 158.25% from the annual estimate.

Preventive Education and Training of Health Sector Officials 2019-2023					
	2019	2020	2021	2022	2023
<i>Estimated No of Programmes</i>	20	20	20	20	20
<i>Completed No of Programmes</i>	26	13	5	45	40
<i>As % of Total Number</i>	130%	65%	25%	225%	200%
<i>Estimated No of Participant</i>	2,000	2,000	2,000	2,000	2,000
<i>Educated No of Participant</i>	1,780	618	182	2,164	3,165
<i>As % of Estimated</i>	89%	30.9%	9.1%	108.2%	158.25%

(Table No 11.1.4.3)

#### 11.1.4.4 Preventive and Educational Programs for Law Enforcement Officers.

The Sri Lanka Police, Special Task Force, Armed Forces, Prisons Department, Sri Lanka Customs, Narcotics Bureau, Excise Department, Coast Guard Department are pioneers in drug supply control in Sri Lanka. A large number of people work in these institutions and sometimes there are people who use drugs as well as illegal trafficking in them. Drug prevention, education and training of law enforcement officers are prominent among PET's tasks as remedies for this situation. 58 programs were completed in the year 2023 which is a progress of 105.45% of the planned value.

Preventive and Educational Programs for Law Enforcement Officers 2019-2023					
	2019	2020	2021	2022	2023
<i>Estimated No of Programmes</i>	55	55	55	55	55
<i>Completed No of Programmes</i>	57	16	32	32	58
<i>As % of Total Number</i>	103.63%	29.09%	58.2%	58.2%	105.45%
<i>Estimated No of Participant</i>	11,000	11,000	11,000	12,000	12,000
<i>Educated No of Participant</i>	8,672	2,504	3,797	4,896	8,422
<i>As % of Estimated</i>	7.83%	22.76%	34.5%	40.8%	70.18%

(Table No 11.1.4.4)

#### 11.1.4.5 Greater Workplace-Based Drug Prevention Education and Training.

Within the scientific scope of drug prevention, the goal of a program aimed at workplace employees is not they, but also includes family members, family-based and environmental prevention interventions that include the empowerment of drug prevention policies. In order to create a drug-free work environment, the prevention policy related to the workplace is extremely crucial. In addition to that, a change in attitude regarding prevention to all employees belonging to the workplace, specific prevention programs to the employees at risk, as well as detection, brief interventions, and referrals to the employees who are already in use, if necessary, the aging of those services took place throughout the year 2023. Lobbies progress related to targeted programs is 162.14%.

Greater Workplace-Based Drug Prevention Education and Training 2019-2023					
	2019	2020	2021	2022	2023
<i>Estimated No of Programmes</i>	40	40	40	40	40
<i>Completed No of Programmes</i>	95	18	21	59	70
<i>As % of Total Number</i>	237.5%	45%	52.5%	147.5%	175%
<i>Estimated No of Participant</i>	1,000	6,000	6,000	8,000	8,000
<i>Educated No of Participant</i>	20,173	7,630	5,674	15,095	12,971
<i>As % of Estimated</i>	2017.3%	127.16%	94.6%	188.69%	162.14%

(Table No 11.1.4.5)

#### 11.1.4.6 Preventive, Education and Training Programs Targeting the Plantation Sector.

The people who live on the basis of plantation crops such as tea, coconut and rubber are a rather unique group of people and their living conditions are generally relatively low. They tend to use harmful locally produced alcohol and substances like cannabis. The aim of these programs is to change their attitudes and make them health and wellbeing as drug-free citizens. 9 out of 10 planned programs have been completed and work has been done to increase the expansion in the year 2024.

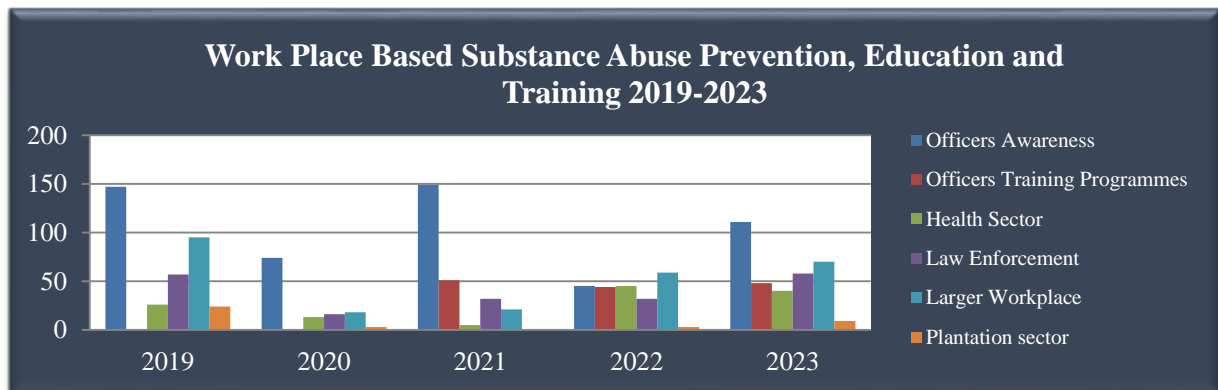
Preventive, Education and Training Programs Targeting the Plantation Sector 2019-2020					
	2019	2020	2021	2022	2023
<i>Estimated No of Programmes</i>	20	20	20	20	10
<i>Completed No of Programmes</i>	24	03	-	03	09
<i>As % of Total Number</i>	120%	15%	0%	15%	90%
<i>Estimated No of Participant</i>	2,000	2,000	2,000	2,000	1,000
<i>Educated No of Participant</i>	1,148	140	-	152	367
<i>As % of Estimated</i>	72,4%	7%	0%	7.6%	36.70%

(Table No 11.1.4.6)

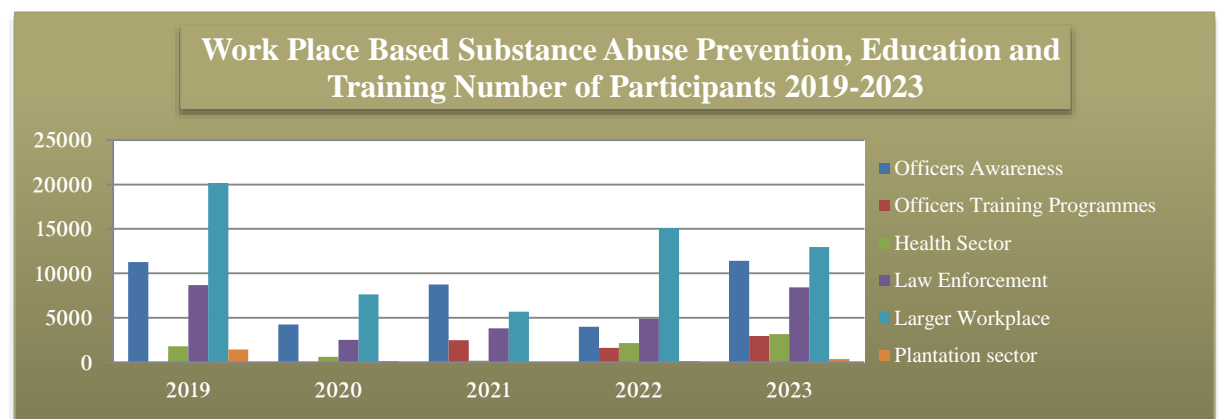
**11.1.4.7 Five Years (2019-2023) Work Place Based Substance Abuse Prevention, Education and Training.**

	Name of the programme	2019		2020		2021		2022		2023	
		Number of Programme	Number of Participants	Number of Programme	Number of Participants	Number of Programme	Number of Participants	Number of Programme	Number of Participants	Number of Programme	Number of Participants
1	Officers Awareness Programmes	147	11,260	74	4,260	149	8,736	45	3,979	111	11,421
2	Officers Training Programmes	-	-	-	-	51	2,474	44	1,598	48	2,932
3	Health Sector	26	1,780	13	618	05	182	45	2,164	40	3,165
4	Law Enforcement	57	8,672	16	2,504	32	3,797	32	4,896	58	8,422
5	Larger Workplace	95	20,173	18	7,630	21	5,674	59	15,095	70	12,971
6	Plantation sector	24	1,448	03	140	-	-	03	152	9	367

(Table No 11.1.4.7)



(Graphic No 11.1.4.1)



(Graphic No 11.1.4.1)



### 11.1.5 Media Based Substance Abuse Prevention, Education and Training.

This field of preventive education and training spans several main streams. Among them:

- Print media based drug prevention
- Radioactive drug prevention
- Television based drug prevention
- Training programs to enhance drug prevention education of media professionals
- Social media-based drug prevention



#### 11.1.5.1 Printed Media Based Drug Prevention

In the last year, only 16.67% progress was achieved in the prevention, education and training sector in the newspaper industry. Because of this, this result will be a reason to take necessary measures to expand the inspection and evaluation of newspapers in the year 2024.

Printed Media Based Drug Prevention Printed Media Based Drug Prevention 2019-2023					
	2019	2020	2021	2022	2023
<i>Estimated No of Programmes</i>	-	-	160	12	12
<i>Completed No of Programmes</i>	-	-	44	18	2
<i>As % of Total Number</i>	-	-	27.5%	150%	16.64%
<i>Estimated No of Participant</i>	-	-	90,0000	50,000	50,000
<i>Educated No of Participant</i>	-	-	461,500	263,000	11,500
<i>As % of Estimated</i>	-	-	51.27%	526%	23%

(Table No 11.1.5.1)

#### 11.1.5.2 Radioactive Drug Prevention

In drug prevention and education throughout the year 2023, many radio channels are partnering with the preventive education and training department. Sinhala, Tamil and English channels were also prominent there. Through this, it is unique that it is possible to change the attitude of the subscribers through drug education combined with drug prevention and enjoyment in a

competitive airtime to a large group of subscribers. The progress of these programs was 112.9% and the estimated audience growth was 123.33%.

<b>Radioactive Drug Prevention 2019-2023</b>					
	<b>2019</b>	<b>2020</b>	<b>2021</b>	<b>2022</b>	<b>2023</b>
<i>Estimated No of Programmes</i>	-	-	120	15	31
<i>Completed No of Programmes</i>	-	-	109	25	35
<i>As % of Total Number</i>	-	-	90.8%	166.67%	112.90%
<i>Estimated No of Participant</i>	-	-	1 20,0000	150,000	285,000
<i>Educated No of Participant</i>	-	-	948,660	189,500	351,500
<i>As % of Estimated</i>	-	-	82.10%	126.33%	123.33%

(Table No 11.1.5.2)

### 11.1.5.3 Television Based Drug Prevention

In Sri Lanka, the public sector and the private sector have many local television channels operating in Sinhala, Tamil and English, and foreign satellite-based channels are also operating. These channels enabled the preventive education department to reserve significant air time for drug prevention and education.

The important programs that have seen contribution in this way are: "Adaraniya Jeevithaya", "Pubudamu Sri Lanka" and "Mehewara" as well as educational programs such as "Doramadalawa" air time were allotted.

In 2023, the difference between planned programs and production increased by 128% as a percentage, and it is difficult to calculate the real audience here. However, its values have progressed by 152.88% compared to the estimated value.

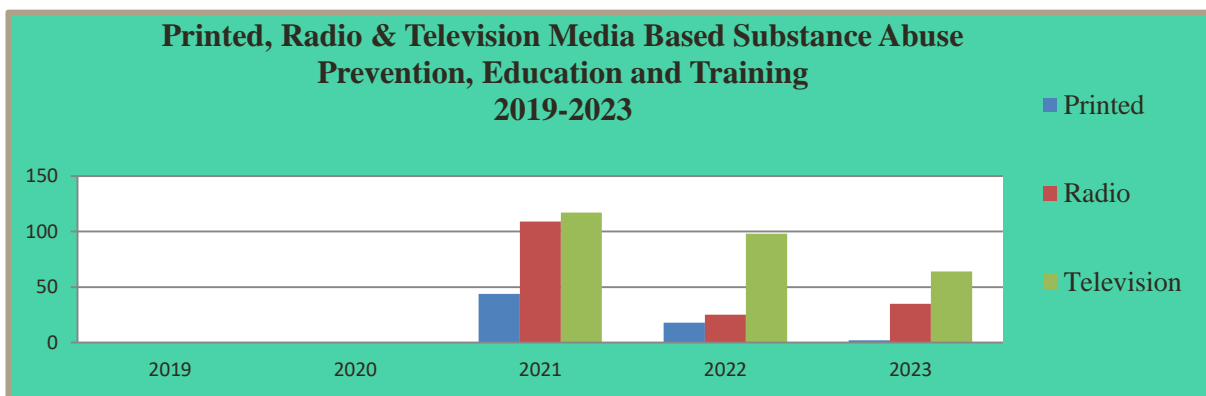
<b>Television Based Drug Prevention 2019-2023</b>					
	<b>2019</b>	<b>2020</b>	<b>2021</b>	<b>2022</b>	<b>2023</b>
<i>Estimated No of Programmes</i>	-	-	150	25	50
<i>Completed No of Programmes</i>	-	-	117	98	64
<i>As % of Total Number</i>	-	-	78%	392%	128%
<i>Estimated No of Participant</i>	-	-	100,0000	250,000	520,000
<i>Educated No of Participant</i>	-	-	948,192	1162,000	795,000
<i>As % of Estimated</i>	-	-	94.80%	464.80%	152.88%

(Table No 11.1.5.3)

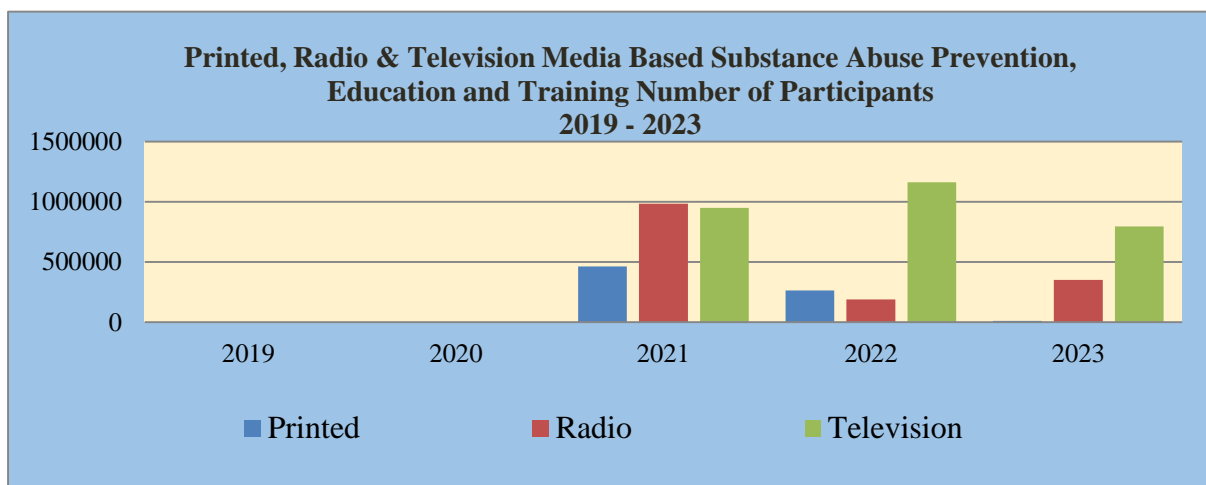
**11.1.5.4 Five Years (2019-2023) Printed, Radio & Television Media Based Substance Abuse Prevention, Education and Training**

	Name of the Programm	2020		2021		2022		2023	
		Number of Programmes	Number of Participants	Number of Programmes	Number of Participants	Number of Programmes	Number of Participants	Number of Programmes	Number of Participants
1	Printed	-	-	44	461,500	18	263,000	2	11,500
2	Radio	-	-	109	984,660	25	189,500	35	351,500
3	Television	-	-	117	948,192	98	1162,000	64	795,000

(Table No 11.1.5.4)



(Graphic No 11.1.5.1)



(Graphic No 11.1.5.2)

#### 11.1.5.4 Training Programs to enhance Drug Prevention Education of Media Professionals

It is sometimes inevitable that the media's reporting of drug-related information and situations will attract the drug-related image to the viewers. In this case, it is imperative that the attraction of drugs is perceived by the media to carry the positive image related to drugs to a large number of receivers. Because of this, a group of 60 journalists were involved in planning and implementing two training workshops during the year regarding the do's and don'ts of media reporting on drugs.

#### 11.1.5.5 Social Media Based Drug Prevention and Education

In this series, Facebook and YouTube worked in three ways and created the two Facebook pages "*Art of Living*" and "*Machan*" to spread preventive messages in the year 2023 and it is expected to be implemented in a new face in the year 2024. . It is also expected to further promote the "*Talk with Counselor*" YouTube channel.

#### 11.1.6 Environmentally Based Drug Prevention Education and Training

There are eight programs created from this and several international celebrations are also included in it.

##### 11.1.6.1 Programs Conducted for Community Enforcement Drug Prevention Education

Overall, the central component of environmental-based drug prevention education programs is the enforcement of drug prevention policies and the empowerment of community-based prevention. Here the at-risk groups in the community are directly targeted and the time demands coming from are processed accordingly. In this way, instead of the planned 300 programs in the year 2023, 309 programs were conducted, which is a growth of 103%. It was important to be able to create a healthy people and to be able to repel the attraction of drugs.

Programs Conducted for Community Enforcement Drug Prevention Education 2019-2023					
	2019	2020	2021	2022	2023
<i>Estimated No of Programmes</i>	300	300	300	300	300
<i>Completed No of Programmes</i>	548	66	93	215	309
<i>As % of Total Number</i>	182.66%	22%	31%	71.67%	103%
<i>Estimated No of Participant</i>	42,000	42,000	42,000	42,000	42,000
<i>Educated No of Participant</i>	53,052	6,392	11,841	28,214	32,689
<i>As % of Estimated</i>	126.31%	15.21%	28.2%	67.18%	77.83%

(Table No 11.1.6.1)

### 11.1.6.2 Community Empowerment Prevention Education and Training Programs

The hope here is to train community leaders who will strengthen the community and conduct prevention programs through them. 05 of those programs were planned in the year 2023 and to complete the 08 programs, 511 community leaders were able to join the field of prevention in the year 2023.

Community Empowerment Prevention Education and Training Programs 2019-2023					
	2019	2020	2021	2022	2023
<i>Estimated No of Programmes</i>	-	-	20	20	5
<i>Completed No of Programmes</i>	-	-	5	1	8
<i>As % of Total Number</i>	-	-	20%	5%	160%
<i>Estimated No of Participant</i>	-	-	1,000	1,000	250
<i>Educated No of Participant</i>	-	-	210	50	511
<i>As % of Estimated</i>	-	-	21%	5%	204.40%

(Table No 11.1.6.2)

### 11.1.6.3 Providing Drug Prevention Education through Public Exhibitions

This is also an easy way to reach out to large groups of people at the same time and a broad program method of transmitting preventive education to more people. PET was able to deliver this message to about 28,500 people by planning programs to educate the people at the same time by displaying posters and boards showing the adverse effects of drug use. It is an expected growth of 142.5% in the year 2023.

### 11.1.6.4 International Women's Day Programs

Prevention education programs and International Women's Day programs aim to empower women, as women are a major target of vulnerable groups, so their empowerment is extremely important. Women are the target group of programs conducted throughout the year, but 10 unique programs were created to target them in conjunction with the World Women's Day, but this time the number of programs increased to 13 and 1030 beneficiaries have been able to reach. That's a 103% overrun of the expected plan.

Prevention education programs and International Women's Day programs aim to empower women, as women are a major target of vulnerable groups, so their empowerment is extremely important. Women are the target group of programs conducted throughout the year, but 10 unique programs were created to target them in conjunction with the World Women's Day, but

this time the number of programs increased to 13 and 1030 beneficiaries have been able to reach. That's a 103% overrun of the expected plan.

#### **11.1.6.5 International Anti-Drug and Trafficking Day.**

The preventive education and training department has planned to celebrate the 26th of June every year in a grand and meaningful way. This year's main event took place at the *Galadhari* Hotel in Colombo with the participation of all the law enforcement agencies and key stakeholders of the NDDCB throughout the day and officials from many media organizations were also directly involved. The Minister of the Ministry of Public Security and the current Inspector General of Police joined as the chief guest. For this, the Colombo Plan Secretariat provided full financial contribution. Simultaneously, a one-day workshop was organized and implemented at the Sri Lanka Foundation.



#### **11.1.6.6 World Children's Day Celebration and Drug Prevention**

The main event was held at *Dehiwala Zoo* Logical Garden and it was organized on 01st of October with knowledge fun and festive celebrations aimed at children and were supported by Korean Friends Hope International. Simultaneously, six other concurrent programs were organized and implemented throughout the island and it is estimated that 4314 children were involved. In these programs, along with presenting skills such as dancing, singing, music, and drawing competitions, the children were given an understanding of drug prevention.

#### **11.1.6.7 UNODC Strong Families Program Series**

The Strong Family program was successfully implemented in *Kalutara*, *Kaduwela*, and *Kelaniya* regions and prevention division officers were trained for it by UNODC. Also, Korean Friends of Hope International contributed to the local implementation of the program. It has been realized that these programs are very successful and it is very easy to localize it. Accordingly, PET hopes to continue it throughout the year 2024.





### 11.1.6.8 Contributing to Policy Making

Mainly, the preventive education and training department was able to contribute to the national drug prevention policy and to contribute to the drug prevention policy formulation programs organized by UNODC and WHO internationally, thus enabling a strong preventive policy to be launched in the country throughout the year.

### 11.1.6.9 WHO and COLOMBO PLAN Training of Trainers Programs and International Conferences.

The opportunity to connect with the training programs launched by WHO and COLOMBO Plan and the series of workshops conducted under their support throughout the last year helped. With the financial contribution provided by WHO, capacity development was carried out by holding two programs of five days each at the *Galadari Hotel* in Colombo. 68 people were trained there. PET members also participated in international conferences and trainings.

### 11.1.6.10 Drug Prevention Certificate Course

The drug prevention certificate course organized and implemented by PET was completed in 5 courses throughout the year 2023. The number of students who completed this seven-day course was 111, and the amount given to the treasury was 21 75 000.00 rupees. Thus a meaning was added to the PET motto that we become ***“successful drug prevention through quality education as a successful knowledge provider”***.

